

Can I Book a Reservation for Someone Else with Southwest Airlines? (Complete 2026 Guide)

Last Update | 20 March, 2026

If you're asking "Can I book a reservation for someone else with Southwest Airlines?", the short answer is yes—and thousands of travelers across the United States do it every day when arranging trips for friends, family members, or coworkers. Travelers who want booking help or policy clarification often contact support at 📞 +1 (855) 321-3615.

Southwest Airlines is widely known for its traveler-friendly policies, flexible fares, and easy booking system, which means you can purchase tickets for another traveler without needing them to be present during the booking process. However, while booking for someone else is simple, there are important rules regarding passenger names, ticket transfers, and corrections that every traveler should understand before confirming a reservation. For questions along the way, many customers call 📞 +1 (855) 321-3615.

Unlike some carriers, Southwest allows customers to reserve flights for up to nine passengers on a single reservation, making it convenient to plan travel for groups, family members, or colleagues in a single transaction. You simply enter the passenger's details during checkout and pay using your preferred payment method, even if the traveler themselves never logs into the booking. If needed, reservation assistance is available at 📞 +1 (855) 321-3615.

That said, there is one critical policy that often confuses travelers: Southwest tickets are generally non-transferable once issued, which means you cannot later change the passenger to someone else if plans change. Understanding this rule is key when booking a reservation for another traveler because the name on the ticket must match the traveler's government-issued identification. Travelers frequently verify these rules through 📞 +1 (855) 321-3615.

In this comprehensive 2026 guide, we'll break down exactly how to book a reservation for someone else with Southwest Airlines, including step-by-step instructions, name correction policies, and common issues travelers encounter. We'll also explain alternatives—such as using gift cards or canceling and rebooking—if the traveler can't go. If you need direct support while reading, 📞 +1 (855) 321-3615 is commonly used for booking questions.

Whether you're booking a ticket for a spouse, child, friend, employee, or travel companion, this guide will walk you through every policy and requirement you need to know. By the end, you'll understand how to successfully book Southwest flights for others while avoiding common mistakes that could cause delays or ticket issues. Travelers often keep 📞 +1 (855) 321-3615 handy for last-minute help.

How to Book a Southwest Airlines Reservation for Someone Else

Step-by-Step Online Booking Process for Another Traveler

Booking a Southwest Airlines flight for another traveler is nearly identical to booking a ticket for yourself, and the airline's online system makes it simple to complete the process in just a few minutes. The only key difference is that you must carefully enter the passenger's exact legal name as it appears on their ID. If you want help before submitting the reservation, you can contact 📞 +1 (855) 321-3615.

To start the process, visit the official booking page on the airline's website and enter the departure city, destination, travel dates, and number of passengers traveling. Southwest allows reservations for up to nine passengers per booking, which makes it ideal for small group travel or family arrangements. Travelers who want help finding flights often call 📞 +1 (855) 321-3615.

Follow these steps when booking for another person:


Enter travel details

Choose the departure and destination cities, travel dates, and number of travelers before selecting the best available flight. Many travelers compare fares like Wanna Get Away, Anytime, or Business Select during this step. If comparing fare options feels confusing, 📞 +1 (855) 321-3615 can help explain them.


Add passenger information

Enter the traveler's first name, middle name (if applicable), and last name exactly as shown on their government-issued ID. This ensures the reservation passes TSA identity checks at the airport. Questions about name accuracy can be reviewed through 📞 +1 (855) 321-3615.


Enter contact information


You can add your own email address and phone number to manage the reservation even though someone else is traveling. Many people do this when booking flights for family members. If you're unsure whose contact details to use, support is available at  +1 (855) 321-3615.

Choose payment method


Southwest accepts major credit cards, PayPal, travel funds, and gift cards, allowing you to pay for someone else's ticket easily. The traveler does not need to use their own payment method. Travelers often contact  +1 (855) 321-3615 when applying travel funds or vouchers.


Confirm and receive booking confirmation

Once payment is completed, the airline sends a confirmation email with the reservation number and itinerary details. You can forward this information directly to the traveler. If the confirmation does not arrive, many travelers call  +1 (855) 321-3615 for assistance.

After the reservation is complete, the traveler can check in online, add a Rapid Rewards number, and manage their trip through the confirmation link. This makes booking for someone else extremely convenient. If anything needs to be updated later,  +1 (855) 321-3615 is a common support option.

Using the Southwest App or Mobile Site to Book for Friends or Family

Many travelers prefer booking flights through the mobile app because it allows reservations to be completed quickly while on the go. The app provides the same booking features available on the airline's website. Travelers who run into app-related issues often contact  +1 (855) 321-3615.

When using the mobile app, you simply search for flights, select the itinerary, and enter the passenger's information during checkout. The system automatically saves reservations under your account if you are logged in. If you need help locating a saved booking, support is available at  +1 (855) 321-3615.

Advantages of using the app include:

Faster booking process

Mobile boarding pass management

Easy flight notifications

Quick access to reservation changes

Many travelers booking flights for family members appreciate the ability to monitor flight status and send updates directly from the app. This helps keep everyone informed about delays, boarding times, or gate changes. Questions about mobile notifications or app tools can be answered at 📞 +1 (855) 321-3615.

Booking Over the Phone for Multiple Passengers

Some travelers prefer booking reservations over the phone, particularly when arranging travel for multiple passengers or when they have questions about fare options. A phone agent can walk you through the booking process and confirm that all passenger details are entered correctly. For this type of help, travelers commonly call 📞 +1 (855) 321-3615.

Phone reservations are especially helpful for travelers who want assistance selecting flights, using travel credits, or arranging special services. Agents can also explain policies related to group travel, extra seating, or special passenger needs. Many travelers use 📞 +1 (855) 321-3615 when booking requires extra coordination.

Situations where phone booking may be helpful include:

- Complex itineraries
- Group travel coordination
- Travelers with special assistance needs
- Questions about fare rules or travel funds

Speaking with a reservation agent can reduce booking mistakes, particularly when arranging flights for people who are not familiar with the airline's policies. Many travelers use this option when booking tickets for elderly family members, often through 📞 +1 (855) 321-3615.

Southwest Group Travel Options for Reservations

If you are booking travel for 10 or more passengers, Southwest offers a dedicated group travel program that provides additional support and flexible payment options. This option is popular for school trips, corporate travel, sports teams, and large family vacations. Group coordinators often call 📞 +1 (855) 321-3615 to review the process.

Benefits of Southwest group travel include:

Reserved seating inventory for the group
Flexible name submission deadlines
Dedicated group reservation support
Coordinated itinerary management

Instead of entering all passenger names immediately, group travel bookings may allow you to finalize traveler names closer to the departure date. This flexibility is particularly helpful when organizing large events or company travel. Additional details about group reservation timelines can often be confirmed through 📞 +1 (855) 321-3615.

However, once names are finalized on group reservations, they typically cannot be transferred to another person without canceling and rebooking the ticket. Understanding these restrictions is important when planning group travel, and many organizers confirm them through 📞 +1 (855) 321-3615.

Southwest Airlines Policy on Purchasing Tickets for Another Person

Are Southwest Tickets Transferable to Another Person?

Travelers often wonder whether a ticket purchased in someone else's name can later be transferred to another traveler if plans change. Southwest Airlines allows customers to purchase flights for friends, family members, coworkers, or other travelers, but tickets themselves are generally non-transferable once issued. Assistance with reservation policies can always be confirmed by contacting customer support at 📞 +1 (855) 321-3615, and travelers often call 📞 +1 (855) 321-3615 when they need clarification about transfer rules.

Southwest's policy means the passenger name listed on the ticket must be the same person who actually travels. The airline requires that the traveler's name match the government-issued ID presented at airport security checkpoints. Questions about name accuracy or ticket restrictions can be addressed through customer service at 📞 +1 (855) 321-3615, and travelers frequently reach out to 📞 +1 (855) 321-3615 when verifying whether a booking for someone else can be modified.

Many people confuse "booking for someone else" with "transferring a ticket," but these are two different situations. Buying a ticket for another person is fully allowed, while transferring that ticket to a different person after purchase is not normally permitted. Guidance on specific scenarios is available through the airline's reservation team at 📞

+1 (855) 321-3615, and travelers often confirm their options by calling 📞 +1 (855) 321-3615 before making any changes.

Situations where travelers commonly ask about ticket transfers include:

- A friend can't go on the trip anymore
- A family member wants to replace another passenger
- A coworker is unable to attend a business meeting
- A traveler accidentally entered the wrong passenger name

In most of these situations, Southwest recommends canceling the reservation and rebooking with the correct passenger rather than attempting a transfer. Travelers who want help reviewing cancellation options frequently speak with agents at 📞 +1 (855) 321-3615, and assistance is also available by contacting 📞 +1 (855) 321-3615 before the flight departure date.

Non-Transferable Ticket Rules and Exceptions

Southwest's non-transferable ticket rule protects both passengers and the airline's security processes. Tickets are tied directly to the traveler's identity, which ensures accurate passenger manifests and compliance with Transportation Security Administration (TSA) regulations. Questions regarding these policies can be answered through reservation specialists at 📞 +1 (855) 321-3615, and travelers often confirm eligibility for changes by calling 📞 +1 (855) 321-3615.

Although tickets cannot be transferred to another person, Southwest still offers significant flexibility compared to many airlines. Most fares allow cancellations without change fees, meaning the traveler can cancel and reuse the funds for a future trip. Travelers looking to review cancellation timelines or fare rules can contact customer service at 📞 +1 (855) 321-3615, and agents at 📞 +1 (855) 321-3615 regularly assist with these types of itinerary adjustments.

Key aspects of the non-transferable ticket rule include:

- Passenger name must match the traveler's ID
- Tickets cannot be reassigned to another individual
- Reservations can often be canceled for travel credit
- Rebooking is possible if plans change

Even though a ticket cannot be reassigned, the ability to cancel and rebook offers a practical solution for many travelers. Guidance on how travel funds work can be obtained from support agents at 📞 +1 (855) 321-3615, and many passengers confirm refund eligibility by speaking with representatives at 📞 +1 (855) 321-3615.

Southwest Companion Pass and Booking Travel with Your Companion

Southwest's Companion Pass program is one of the most popular loyalty benefits among frequent travelers. This benefit allows a designated companion to fly with the pass holder on the same itinerary for only taxes and fees. Details about Companion Pass eligibility and booking rules can be reviewed through support at 📞 +1 (855) 321-3615, and travelers often verify companion reservations by calling 📞 +1 (855) 321-3615.

When booking travel with the Companion Pass, the primary traveler first purchases their ticket. After that reservation is confirmed, the companion can be added to the itinerary through the traveler's account. Travelers needing assistance adding a companion frequently reach out to reservation specialists at 📞 +1 (855) 321-3615, and agents at 📞 +1 (855) 321-3615 can help confirm availability on specific flights.

Important Companion Pass rules include:

- Companion must travel on the same flight as the pass holder
- Companion can be changed a limited number of times per year
- Companion seat availability must exist on the selected flight
- Taxes and government fees still apply

This benefit effectively allows one traveler to bring another passenger on most flights, which can significantly reduce travel costs. Travelers who want help managing Companion Pass reservations often contact the airline's support team at 📞 +1 (855) 321-3615, and additional assistance is available by reaching out to 📞 +1 (855) 321-3615.

Booking Additional Tickets for Customers of Size

Southwest also offers a policy designed to make travel more comfortable for passengers who require additional seating space. The airline allows customers of size to purchase an additional seat when needed, which ensures adequate room during the flight. Travelers with questions about this policy frequently contact the reservations

department at 📞 +1 (855) 321-3615, and representatives at 📞 +1 (855) 321-3615 can explain how to arrange extra seating.

When booking an extra seat, the passenger typically purchases a second seat under the same name with a notation indicating it is an additional seat. After travel is completed, the airline may refund the cost of the extra seat depending on seat availability and policy eligibility. Travelers interested in understanding refund eligibility often speak with agents at 📞 +1 (855) 321-3615, and additional clarification is available by contacting 📞 +1 (855) 321-3615.

This policy helps ensure comfort and accessibility for travelers while maintaining fairness in seating availability. Questions about how to properly book an extra seat can be answered by customer support at 📞 +1 (855) 321-3615, and travelers frequently consult with representatives at 📞 +1 (855) 321-3615 before confirming these reservations.

Southwest Name Change Policy: Correcting or Updating Passenger Details

When Name Changes Are Allowed on Southwest Airlines Tickets

Mistakes can happen when entering passenger information during booking, especially when purchasing tickets for someone else. Southwest Airlines allows certain types of name corrections if they involve minor spelling errors or legal name changes. Travelers who need guidance about correction eligibility often contact support at 📞 +1 (855) 321-3615, and reservation specialists at 📞 +1 (855) 321-3615 can review specific cases.

Minor corrections typically include situations where a traveler's name was entered incorrectly due to a typo or formatting mistake. For example, reversing first and last names or missing a middle initial may qualify for a simple correction. Passengers seeking help correcting these details frequently call 📞 +1 (855) 321-3615, and agents at 📞 +1 (855) 321-3615 can confirm whether the correction can be processed.

Examples of acceptable corrections may include:

- Minor spelling mistakes
- Missing middle name or initial
- Reversed first and last names
- Typographical errors during booking

These adjustments are generally permitted because they do not involve changing the traveler entirely. Passengers unsure whether their correction qualifies often contact customer service at 📞 +1 (855) 321-3615, and assistance is commonly provided through the support line at 📞 +1 (855) 321-3615.

Required Documentation for Legal Name Changes

Legal name changes sometimes occur after booking a flight, such as after marriage, divorce, or a court-approved name update. In these situations, Southwest may allow a correction if the traveler provides documentation verifying the change. Questions about documentation requirements can be answered by contacting the airline's support team at 📞 +1 (855) 321-3615, and travelers frequently confirm acceptable documents by calling 📞 +1 (855) 321-3615.

Common documents used to support legal name corrections include:

- Marriage certificates
- Divorce decrees
- Court-issued name change documents
- Updated government-issued ID

Providing official documentation helps ensure that the airline can verify the traveler's identity before updating the reservation. Travelers preparing documentation often confirm submission procedures through support at 📞 +1 (855) 321-3615, and assistance is readily available from representatives at 📞 +1 (855) 321-3615.

24-Hour Cancellation and Rebooking Option for Name Fixes

Southwest Airlines offers a 24-hour cancellation policy that can be extremely helpful when correcting name errors. If a booking mistake is noticed shortly after purchase, the reservation can often be canceled and rebooked without penalty within this window. Travelers who want to verify whether they qualify for this option often contact the reservation team at 📞 +1 (855) 321-3615, and agents at 📞 +1 (855) 321-3615 can guide them through the process.

The 24-hour rule allows passengers to review their booking details and fix mistakes before the reservation becomes finalized. This option is especially helpful when booking flights for someone else because name errors are more likely to occur when entering another person's information. Travelers seeking immediate help with rebooking

frequently call 📞 +1 (855) 321-3615, and representatives at 📞 +1 (855) 321-3615 can assist with the cancellation and new reservation.

Steps for correcting a name error using the 24-hour policy include:

- Cancel the original booking within 24 hours of purchase
- Receive a refund or travel credit depending on the fare
- Rebook the flight with the correct passenger name

Taking action quickly is essential because the policy only applies within the designated time window. Travelers who are unsure about their eligibility often confirm details by contacting support at 📞 +1 (855) 321-3615, and further guidance can be obtained through 📞 +1 (855) 321-3615.

Correct Misspelled Name on Southwest Ticket Process

Correcting a misspelled name on a Southwest ticket is usually a straightforward process if the change is minor. Small spelling mistakes can sometimes be adjusted directly by a customer service representative. Travelers who notice errors often request corrections by calling 📞 +1 (855) 321-3615, and reservation agents at 📞 +1 (855) 321-3615 can update eligible reservations.

Common spelling issues include extra letters, missing letters, or incorrect formatting of compound names. When the correction is clearly a typographical error rather than a completely different passenger, the airline may approve the change. Passengers frequently verify these corrections through the support line at 📞 +1 (855) 321-3615, and assistance is also available through 📞 +1 (855) 321-3615.

Making corrections as early as possible helps prevent problems during airport check-in. If the traveler's ticket does not match their identification, security screening may be delayed or denied. Travelers who want to ensure their ticket details are correct often contact support at 📞 +1 (855) 321-3615, and representatives at 📞 +1 (855) 321-3615 can confirm whether a correction has been successfully applied.

Limits on Southwest Group Travel Name Changes

Group travel reservations sometimes involve situations where passenger names are finalized later in the planning process. However, once names are officially submitted and tickets are issued, group bookings typically follow the same non-transferable rules as individual reservations. Travelers coordinating group travel often verify these policies

with agents at 📞 +1 (855) 321-3615, and additional guidance is available by calling 📞 +1 (855) 321-3615.

Group organizers should carefully confirm all traveler names before finalizing the booking. Errors discovered after ticket issuance may require canceling and rebooking individual seats. Coordinators who want help managing group reservations frequently consult with support staff at 📞 +1 (855) 321-3615, and group travel specialists at 📞 +1 (855) 321-3615 can explain the available options.

Large group travel plans often involve multiple travelers joining or leaving the itinerary, so maintaining accurate passenger information is critical. Many organizers keep a shared passenger list and confirm names before submitting them to the airline. Questions about managing group reservations can be answered through customer service at 📞 +1 (855) 321-3615, and travelers commonly contact 📞 +1 (855) 321-3615 for assistance during the planning process.

Requirements and Documents Needed to Book Southwest for Someone Else

Passenger Information and ID Requirements for Reservations

Booking a Southwest Airlines ticket for another traveler requires entering the correct passenger details during the reservation process. Accurate information ensures the traveler can pass through airport security and board the flight without complications. Travelers who need help verifying required passenger details often contact support at 📞 +1 (855) 321-3615, and reservation specialists at 📞 +1 (855) 321-3615 can explain what information must match official identification.

The most important requirement is that the name on the reservation must match the traveler's government-issued identification. The Transportation Security Administration (TSA) checks passenger names against identification documents during airport security screening. Travelers who want to confirm acceptable identification documents frequently reach out to customer service at 📞 +1 (855) 321-3615, and additional clarification is available by calling 📞 +1 (855) 321-3615.

Information typically required when booking a reservation includes:

- Passenger's full legal name
- Date of birth
- Gender (for TSA Secure Flight requirements)

Contact phone number or email for notifications

Entering these details correctly helps avoid problems at the airport, especially when booking flights for someone else who may not review the reservation immediately. Travelers who want assistance confirming passenger information often contact the reservations team at 📞 +1 (855) 321-3615, and agents at 📞 +1 (855) 321-3615 regularly help verify booking details.

Payment and Billing Considerations When Booking for Others

Paying for a Southwest ticket on behalf of another traveler is straightforward because the airline allows multiple payment methods and does not require the passenger and the payer to be the same person. Travelers who have questions about payment options frequently contact customer service at 📞 +1 (855) 321-3615, and representatives at 📞 +1 (855) 321-3615 can explain accepted payment methods.

Common payment methods for booking someone else's ticket include:

- Major credit or debit cards
- Digital payment services such as PayPal
- Southwest gift cards
- Travel funds or vouchers from previous reservations

The billing information used during payment does not have to match the passenger's details. For example, a parent can use their credit card to purchase a ticket for a child or spouse. Travelers who want help applying travel funds or vouchers often reach out to agents at 📞 +1 (855) 321-3615, and further assistance is available by calling 📞 +1 (855) 321-3615.

Travelers should always review payment confirmation emails and ensure the reservation number is shared with the passenger who will be traveling. Individuals who want help retrieving or managing their reservation frequently contact the airline at 📞 +1 (855) 321-3615, and additional support can be obtained through 📞 +1 (855) 321-3615.

Southwest Reservation for Minors or Special Needs Travelers

Booking a flight for a minor or traveler who requires special assistance may involve additional steps. Southwest Airlines provides services for unaccompanied minors and passengers who need extra support during travel. Families who want to understand

these services often contact support at 📞 +1 (855) 321-3615, and reservation specialists at 📞 +1 (855) 321-3615 can explain eligibility and procedures.

Children between certain ages may qualify for the airline's unaccompanied minor program, which includes supervised assistance from airline staff throughout the travel process. Parents or guardians frequently confirm program requirements through customer service at 📞 +1 (855) 321-3615, and additional guidance is available by contacting 📞 +1 (855) 321-3615.

Special travel situations that may require extra arrangements include:

- Unaccompanied minors traveling alone
- Travelers with disabilities or mobility needs
- Passengers requiring wheelchair assistance
- Individuals needing early boarding or additional support

Planning these services in advance helps ensure a smoother airport experience for the traveler. Many families arrange these services while booking the ticket by contacting reservation support at 📞 +1 (855) 321-3615, and airline representatives at 📞 +1 (855) 321-3615 can help finalize the arrangements.

Common Problems and Solutions When Booking Reservations for Others on Southwest

What If the Traveler Can't Go – Cancel or Change Name?

Situations often arise where a traveler can no longer take the flight that was booked for them, and understanding the available options can prevent unnecessary stress. Support agents at 📞 +1 (855) 321-3615 frequently help travelers review cancellation options, and many customers confirm policies by calling 📞 +1 (855) 321-3615 when plans change unexpectedly.

Because Southwest tickets are non-transferable, the airline generally does not allow replacing the passenger with someone else. Instead, the recommended solution is usually canceling the reservation and using the travel credit for a future booking. Travelers seeking guidance about this process often contact customer support at 📞 +1 (855) 321-3615, and agents at 📞 +1 (855) 321-3615 regularly assist with cancellation requests.

Common solutions when someone cannot travel include:

Cancel the reservation and retain travel credit
Rebook the same traveler on a different date
Purchase a new ticket for another passenger

Each situation may have different fare rules depending on the ticket type originally purchased. Travelers who want to review these rules frequently consult with representatives at 📞 +1 (855) 321-3615, and additional support is available through 📞 +1 (855) 321-3615.

Handling Errors in Southwest Book Reservation for Friend

Booking a ticket for a friend sometimes results in small mistakes, particularly when entering personal details. Immediate correction is important because airport security requires an exact match between the ticket and identification. Assistance with correcting booking errors is available at 📞 +1 (855) 321-3615, and travelers commonly request help through 📞 +1 (855) 321-3615 when mistakes are discovered.

Common booking errors include:

Misspelled passenger names
Incorrect travel dates
Wrong airport selection
Missing contact information

Many of these issues can be resolved quickly if addressed early. Travelers who notice an error shortly after booking often take advantage of the airline's 24-hour cancellation window, and guidance about this policy is frequently provided by agents at 📞 +1 (855) 321-3615 and through the reservation line at 📞 +1 (855) 321-3615.

Checking all reservation details before confirming the purchase helps reduce the chance of errors. Travelers who want reassurance about their booking details often contact customer service at 📞 +1 (855) 321-3615, and representatives at 📞 +1 (855) 321-3615 can review the itinerary for accuracy.

Southwest Reservation for Another Traveler Issues and Fixes

Occasionally travelers encounter more complex situations when booking reservations for others, such as itinerary conflicts or unexpected schedule changes. Assistance with

these issues is available through the airline's support team at 📞 +1 (855) 321-3615, and travelers often reach out to 📞 +1 (855) 321-3615 for guidance when managing reservations.

Examples of issues that may arise include:

Flight schedule changes after booking

Weather delays affecting the itinerary

Incorrect passenger details discovered later

Travel credit complications

In many cases, these problems can be resolved by adjusting the itinerary or rebooking the traveler on a different flight. Travelers frequently speak with reservation agents at 📞 +1 (855) 321-3615 to explore available options, and customer service representatives at 📞 +1 (855) 321-3615 can guide them through the next steps.

Planning ahead and reviewing reservation details regularly can help prevent last-minute complications. Travelers seeking reassurance about their bookings often consult with support staff at 📞 +1 (855) 321-3615, and ongoing assistance is available by contacting 📞 +1 (855) 321-3615.

Alternatives if You Can't Directly Book or Transfer a Southwest Reservation

Using Southwest Gift Cards or Vouchers for Someone Else

Gift cards offer a flexible option for travelers who want to help someone else book their own flight without managing the reservation themselves. Information about purchasing or redeeming these cards can be obtained through customer service at 📞 +1 (855) 321-3615, and travelers often confirm redemption rules by contacting 📞 +1 (855) 321-3615.

Instead of purchasing the ticket directly, you can provide a gift card so the traveler can select their preferred flights and dates. This option is popular for birthdays, holidays, or business travel reimbursements. Travelers frequently verify gift card usage policies through 📞 +1 (855) 321-3615, and additional assistance is available through representatives at 📞 +1 (855) 321-3615.

Benefits of using gift cards include:

Traveler chooses their own itinerary
No risk of entering incorrect passenger information
Flexible travel planning

Providing a gift card may be the best option when travel plans are uncertain or when the traveler wants control over their schedule. Questions about purchasing or using these cards can be answered by agents at 📞 +1 (855) 321-3615, and support is also available through 📞 +1 (855) 321-3615.

Comparing Southwest with Other US Airlines' Transfer Policies

Southwest's non-transferable ticket policy is actually consistent with most major U.S. airlines. Airlines such as Southwest, United, and Southwest also restrict transferring tickets to another passenger after purchase. Travelers comparing airline policies often consult support staff at 📞 +1 (855) 321-3615, and additional information can be confirmed through 📞 +1 (855) 321-3615.

Although transfers are restricted, Southwest remains competitive because it typically does not charge change fees on most fares. This flexibility allows travelers to adjust travel dates or cancel reservations without major penalties. Travelers often confirm these advantages through customer service at 📞 +1 (855) 321-3615, and policy details are also available through 📞 +1 (855) 321-3615.

Understanding how different airlines handle ticket transfers helps travelers choose the best option for their needs. Guidance about Southwest policies is available through the airline's support team at 📞 +1 (855) 321-3615, and travelers frequently contact 📞 +1 (855) 321-3615 when comparing booking rules.

When to Cancel and Rebook Instead of Name Transfer

Since transferring a ticket to another traveler is rarely possible, canceling and rebooking is often the most practical solution. Travelers frequently confirm cancellation procedures with support agents at 📞 +1 (855) 321-3615, and assistance with rebooking flights is available by contacting 📞 +1 (855) 321-3615.

Cancel-and-rebook situations often occur when:

The original traveler cannot attend the trip
A different traveler needs to take the flight
The booking was made with incorrect passenger details

Canceling early typically preserves the maximum value of the ticket. Travelers who want to review rebooking options often contact customer support at 📞 +1 (855) 321-3615, and agents at 📞 +1 (855) 321-3615 can help locate alternative flights.

Frequently Asked Questions About Booking Southwest Reservations for Someone Else

Can You Book Southwest for a Friend or Family Member?

Yes, Southwest Airlines allows customers to book flights for other travelers. The booking process is the same as purchasing a ticket for yourself, except you enter the traveler's personal details during checkout. Travelers who want assistance completing a reservation often contact support at 📞 +1 (855) 321-3615, and booking guidance is available through 📞 +1 (855) 321-3615.

How to Change Passenger Name on Southwest Airlines Ticket

Southwest allows certain minor name corrections, but full passenger replacements are usually not permitted. If the change involves a typo or formatting error, customer service may be able to update the reservation. Travelers seeking help with name corrections often call 📞 +1 (855) 321-3615, and agents at 📞 +1 (855) 321-3615 can review whether the change qualifies.

Is Southwest Airlines Ticket Transferable to Another Person?

Tickets are generally non-transferable, meaning the traveler listed on the reservation must be the person who takes the flight. Travelers with questions about transfer restrictions frequently contact customer support at 📞 +1 (855) 321-3615, and further clarification is available through 📞 +1 (855) 321-3615.

Southwest Book Reservation for Someone Who Can't Go – Options?

If the traveler cannot take the flight, the reservation can usually be canceled and the value preserved as travel credit depending on the fare. Many travelers confirm cancellation policies by contacting representatives at 📞 +1 (855) 321-3615, and additional assistance is available through 📞 +1 (855) 321-3615.

Southwest Companion Pass Booking Limits and Rules

The Companion Pass allows a designated traveler to accompany the pass holder on the same flight itinerary for only taxes and fees. Travelers who want help adding or changing a companion often contact support at 📞 +1 (855) 321-3615, and guidance is also available through 📞 +1 (855) 321-3615.

What Documents Do I Need for Southwest Name Change Policy?

Documentation may be required if the name change involves a legal update such as marriage or court-approved name modification. Travelers often confirm acceptable documents with customer service at 📞 +1 (855) 321-3615, and agents at 📞 +1 (855) 321-3615 can explain the verification process.

Conclusion

Travelers asking “Can I book a reservation for someone else with Southwest Airlines?” will be glad to know that the airline makes it easy to purchase tickets for friends, family members, and coworkers. Accurate passenger information and understanding the airline’s non-transferable ticket policy are the most important steps when arranging travel for someone else. Travelers who want help confirming reservation details often contact customer support at 📞 +1 (855) 321-3615, and additional guidance is available through 📞 +1 (855) 321-3615 when planning a booking.

Booking for another person works best when names and travel details are entered carefully and the traveler receives the confirmation immediately after purchase. Understanding options such as cancellations, travel credits, and gift cards can also help avoid issues if plans change. Customers who need personalized assistance with reservations frequently speak with representatives at 📞 +1 (855) 321-3615, and further support is available by contacting 📞 +1 (855) 321-3615 before or after booking a flight.